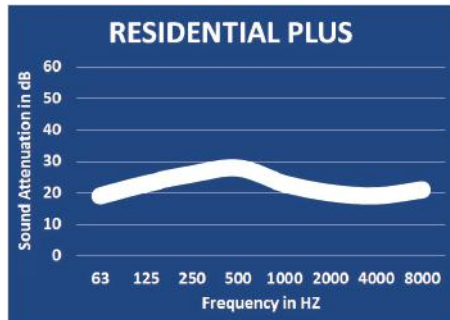


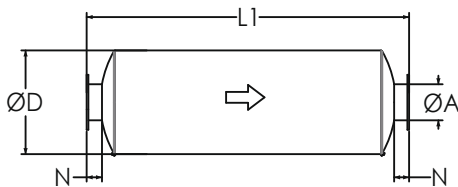
Residential Plus Grade Silencers

Model NTRP-C (Cylindrical), 23-28 dBA

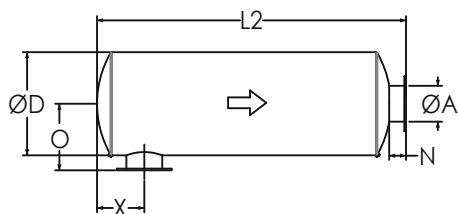
TYPICAL ATTENUATION CURVE



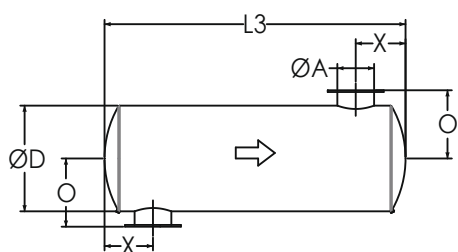
TYPICAL CONFIGURATIONS



END IN END OUT (EI-EO)



SIDE IN END OUT (SI-EO)



SIDE IN SIDE OUT (SI-SO)

Nett Technologies' Residential Plus Grade Silencers are designed to achieve maximum performance with the least amount of backpressure. The silencers are Reactive Silencers and are typically used for reciprocating or positive displacement engines where noise level regulations are moderate.

FEATURES & BENEFITS

- Over 25 years of excellence in manufacturing noise and emission control solutions
- Compact modular designs providing ease of installations, less weight and less foot-print
- Responsive lead time for both standard and custom designs to meet your needs
- Customized engineered systems solutions to meet challenging integration and engine requirements

Contact Nett Technologies with your projects design requirements and specifications for optimized noise control solutions.

OPTIONS

- Versatile connections including ANSI pattern flanges, NPT, slip-on, engine flange, schedule 40 and others
- Aluminized Steel, Stainless Steel 304 or 316 construction
- Horizontal or vertical mounting brackets and lifting lugs

ACCESSORIES

- Hardware Kits
- Flexible connectors and expansion joints
- Elbows
- Thimbles
- Raincaps
- Thermal insulation: integrated or with thermal insulation blankets

Please see our accessories catalog for a complete listing.

PRODUCT DIMENSIONS (in)

| Model* | A | D | L1 | L2 | L3 | X** | X | N | O |
|-----------|--------|-----|-------|-------|-------|-----|-----|--------|----|
| | Outlet | Dia | EI-EO | SI-EO | SI-SO | Min | Max | Nipple | O |
| NTRP-C1 | 1 | 4 | 20 | 18 | 16 | 3 | 10 | 2 | 4 |
| NTRP-C1.5 | 1.5 | 6 | 28 | 26 | 24 | 3 | 12 | 2 | 5 |
| NTRP-C2 | 2 | 6 | 28 | 25 | 22 | 4 | 12 | 3 | 6 |
| NTRP-C2.5 | 2.5 | 6 | 32 | 29 | 26 | 4 | 14 | 3 | 6 |
| NTRP-C3 | 3 | 6 | 34 | 31 | 28 | 5 | 15 | 3 | 6 |
| NTRP-C3.5 | 3.5 | 9 | 36 | 33 | 30 | 5 | 16 | 3 | 8 |
| NTRP-C4 | 4 | 10 | 40 | 37 | 34 | 5 | 17 | 3 | 8 |
| NTRP-C5 | 5 | 12 | 42 | 39 | 36 | 6 | 18 | 3 | 9 |
| NTRP-C6 | 6 | 14 | 44 | 40 | 36 | 7 | 19 | 4 | 11 |
| NTRP-C8 | 8 | 16 | 56 | 52 | 48 | 9 | 24 | 4 | 12 |
| NTRP-C10 | 10 | 20 | 58 | 54 | 50 | 11 | 24 | 4 | 14 |
| NTRP-C12 | 12 | 24 | 70 | 66 | 62 | 13 | 31 | 4 | 16 |
| NTRP-C14 | 14 | 30 | 80 | 75 | 70 | 17 | 35 | 5 | 20 |
| NTRP-C16 | 16 | 36 | 90 | 85 | 80 | 17 | 40 | 5 | 23 |
| NTRP-C18 | 18 | 40 | 102 | 97 | 92 | 18 | 47 | 5 | 25 |
| NTRP-C20 | 20 | 42 | 108 | 103 | 98 | 21 | 50 | 5 | 26 |
| NTRP-C22 | 22 | 48 | 116 | 111 | 106 | 23 | 54 | 5 | 29 |
| NTRP-C24 | 24 | 48 | 130 | 125 | 120 | 26 | 61 | 5 | 29 |

* Other models and custom designs are available upon request. Dimensions subject to change without notice. All silencers are equipped with drain ports on inlet side. The silencer is all welded construction and coated with high heat black paint for maximum durability.

** Standard inlet/outlet position.